



SPECIFICATION S330V

PRINCIPAL DIMENSIONS according to ISO 8666

Length Overall (Lmax)	10.31 m	33' 10"
Length Overall (Lmax) - ext. platf.	11.01 m	36' 1"
Length of Hull (LH)	10.07 m	33' 0"
Beam (BH)	3.50 m	11' 6"
Draught (Tmax)	0.94 m	3' 1"
Air height	3.39 m	11' 1"
Fuel capacity	570 l	125 UK gal
Water capacity	220 l	48 UK gal
Displacement	7.06 t	6.95 UK t
CE Category	B	B
Max. persons	8	8



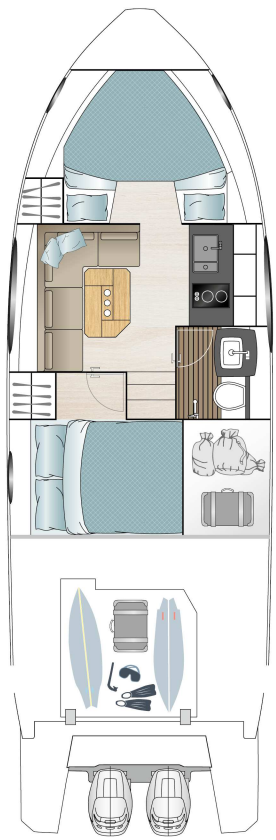
*Max. outboard horse power: 2x300 hp; max. speed allowed: 40 knots. SEALINE reserves the right to change specifications in line with the company policy of improvement through research and development. All measurements/figures approximate. Errors and omissions are excepted. Specification and material can be changed without notice. Please check with your dealer for a full list of inclusions. Valid from 2019.11.06.



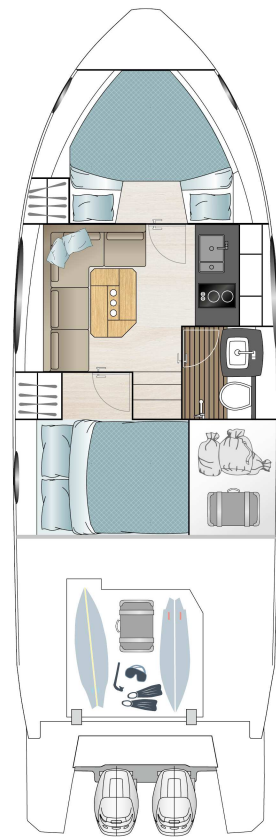
MAIN DECK
standard



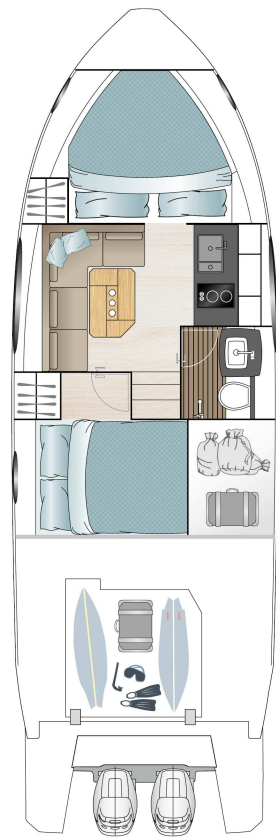
MAIN DECK
option



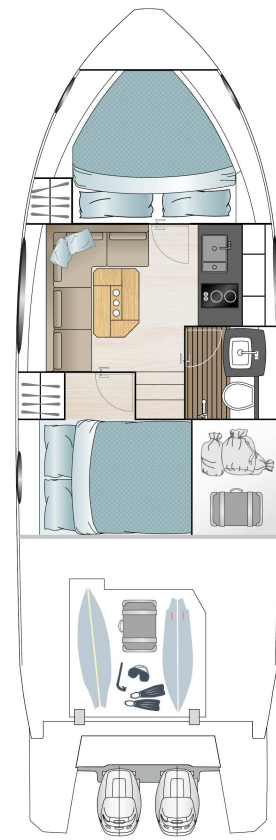
LOWER DECK
standard



LOWER DECK
option



LOWER DECK
option



LOWER DECK
option

HULL

- GRP hull with sandwich construction, isophthalic gelcoat, colour: STAR WHITE, 1st layer vinyl ester resin
- Waterline, isophthalic gelcoat, colour: BLACK
- Aft pillar vinyl wrapped in GREY with SEALINE logo
- 4 hull windows not openable (master cabin, guest cabin port side, galley, saloon)
- 2 hull windows with openable porthole (guest cabin port side and toilette)

DECK & COCKPIT

- GRP deck with antislip surface, isophthalic gelcoat, colour: STAR WHITE, 1st layer vinyl ester resin, double anchor locker, self draining, anchor arm stainless steel
- Fender strip, rubber, colour: BLACK
- SEALINE steering wheel and throttles
- Full windscreen with pantograph wipers and screen wash
- Bathing platform in fiberglass, bathing ladder with handrail and bathing shower with hot and cold water and opening stainless steel gate.
- Stainless steel pulpit, 4 stainless steel mooring cleats, stainless steel handrails
- Seating "U"-shaped bench with fixed backrest and table with fixed leg. Manual bimini. External galley with sink, cold and hot water and storage. Pilot seat plus 2 copilot seats.
- Table in cockpit with fixed leg and cover, on port side. Storage room with electric opening

PROPULSION

- Engine battery preparation including main switches
- Fuel tank, capacity: 570 litres

ELECTRICAL EQUIPMENT

- 12 V and 230 V electric system with 230 V shore power connection. Sockets in saloon (1), master cabin (2), guest cabin (1), galley (2), toilette (1) and 12V on dashboard (1)

- Batteries-Service: 2 x 160 Ah
- Country Version: EU / AUS
- Manual toilet
- Light in cabins, saloon and galley with dimmer. Dimmable indirect lights and reading lights in cabins. Lights in toilettes, cockpit and storage room
- Holding tank (85 l)
- Water tank (220 l) with gauge and fresh water pump
- Bilge pumps: automatic electric (2) and manual emergency bilge pump in cockpit (1)

NAVIGATION & INSTRUMENTS

- Standard dashboard
- Compass
- Navigation lights

LAYOUT & INTERIOR

- A1: Master cabin with "V" berth, wardrobe and drawers underneath the bed. 3 Skylights, one openable. Open access to saloon.
- B1: Saloon with "L"-shaped sofa and storage. Galley with stowage, fridge, 2 burner gas hob and sink with draining basin, fully equipped head with handheld shower.
- C1: Guest cabin with double berth, 1 wardrobe and storage
- Saloon table with fixed leg
- Counter tops in galley, in BISTRO material (according to colour card)

UPHOLSTERY & WOOD

- Upholstery scheme CASABLANCA, colour: PEARL WHITE (according to colour card)
- Exterior seating material and upholstery helmsman seat in SARDINIA, colour: GULL WING (according to colour card).
- Standard mattresses in all cabins
- Interior furniture in high quality marine plywood: MADISON WOOD (according to colour card). Bedheads in master cabin in MADISON WOOD (according to colour card) and guest

cabin in soft material.

- Saloon, galley flooring and cabins in AUSTRALIAN ACACIA (according to colour card)
- Heads flooring - wood style

TRANSPORT

- SEALINE Owner's Manual in SEALINE document bag